



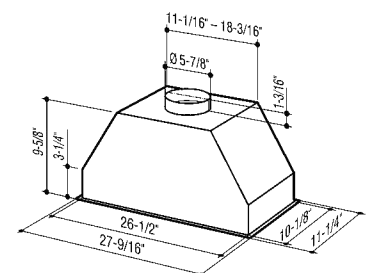
## Broan Elite RMP Series

The RMP Custom Power Pack offers ventilation and lighting for custom applications. Designed to fit flush with the bottom of the cabinet or custom hood, this versatile collection features fully enclosed bottoms and a 400 CFM internal blower.

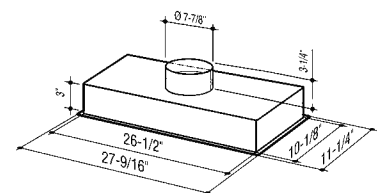
- Brushed stainless steel finish.
- Dishwasher-safe aluminum filters feature a quick-release latch and professional style appearance.
- Includes two 20-watt halogen bulbs.
- Multi-speed control.
- Internal 400 CFM centrifugal blower or choice of exterior blower options from 600 to 1500 CFM or four in-line blowers from 280 to 1100 CFM. (For external blower installation, use transition model 414 [8" to 10"]).
- Optional non-ducted filters (FILTEREB40) on RMP1 only for indoor exhaust recirculation; some ductwork required.
- Optional custom hood liners available in 30", 36", 48" widths.

### 3 Easy Steps

1. Select model:  
Internal blower RMP17004  
External blower RMPE7004
2. Select a liner:  
RML7030S 30" width  
RML7036S 36" width  
RML7048S 48" width
3. Select an external blower (RMPE only).



RMP1



RMPE

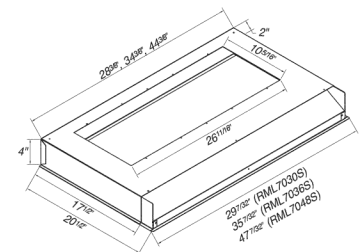
### SPECIFICATIONS

WIDTH	STAINLESS STEEL	BLOWER	VOLTS	AMPS	CFM	DUCT
27 9/16"	RMP17004	Internal	120	3.1	400	6" round
27 9/16"	RMPE7004	External*	120	3.1	*	8" round

### OPTIONS

FILTEREB40	Replacement Charcoal Filter	RML7030S	30" Liner
B08087153	Replacement Aluminum Filter	RML7036S	36" Liner
ARP6**	Air flow reducer (limits the airflow of the hood under 300 CFM)	RML7048S	48" Liner

\* External blowers sold separately.  
\*\* For RMP1 series only.



87435B 08/18